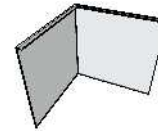
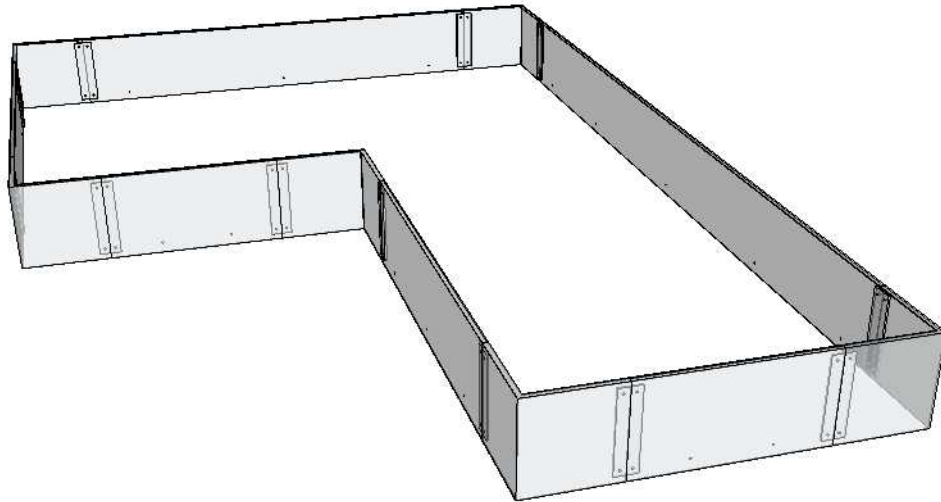


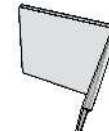
Beeteinfassung 1003-CS-ER-2500-0025

ums[®]
manufaktur

Mühlenweg 5; D-83416 Saaldorf-Surheim
Tel.: +49 / 8654 / 49 40 43 Fax: - 49 40 44
Web: www.ums-metall.de
Email: info@ums-metall.de



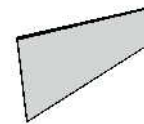
Außenecke
1003-CS-ER-2500-A250



Innennecke
1003-CS-ER-2500-I250



incl. Stoßverbinder und
Edelstahlschrauben



Beeteinfassung
1003-CS-ER-2500-0025



Erdspeeße
0100-CS-ER-2500-E250
VPE 5 Stk.

Kunde:

Adresse:

Ansprechpartner:

Tel.Nr.:

Auftragsnummer:

Produkt:

Liefertermin:

Datum:
